

Screw Listing

This appendix contains information for all screws, screwlocks, and bushing guides used when servicing the Armada 7800 Computer. An illustration appears below each listing indicating where the hardware is used.

Table C-1



Part Number	Description	Head	Torque	Color	Qty	Section(s) Used
272326-001	Screw, M3.0 x 6.0	T10	4.0 Lb.-in.	Black	1	5.10 (memory expansion door to base assembly)





Table C-2



Part Number	Description	Head	Torque	Color	Qty	Section(s) Used
144865-006	Screw, M2.5 x 24	T8/Slot	3.0 Lb.-in.	Black	7	5.11 (keyboard assembly to base assembly ①)

Table C-3



Part Number	Description	Head	Torque	Color	Qty	Section(s) Used
144865-009	Screw, M2.5 x 17.75	T8/Slot	4.0 Lb.-in.	Black	2	5.11 (keyboard assembly to base assembly ②)

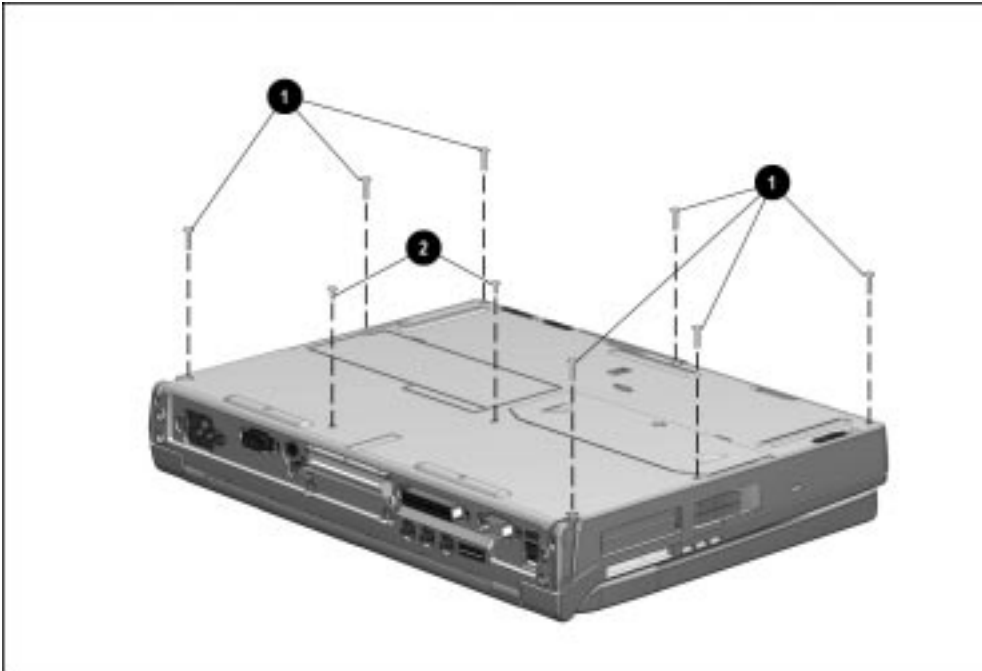


Table C-4



Part Number	Description	Head	Torque	Color	Qty	Section(s) Used
315724-001	Screw, M2.5 x 5.0	T8/Slot	4.0 Lb.-in.	Gold	2	5.11 (keyboard assembly to base assembly under keyboard label ❶)
					1	5.14 (audio/USB board and right rear cover to audio assembly bracket ❷)
					1	5.15 (modem board to audio assembly bracket ❸)
					2	5.16 (audio assembly bracket to standoff ❹ and processor module assembly ❺)

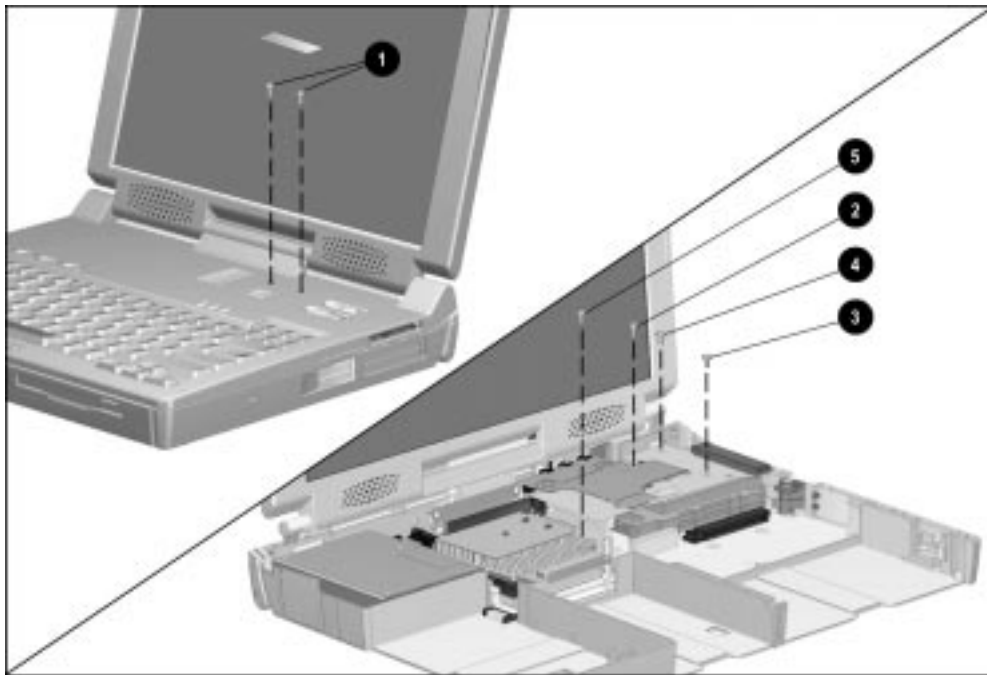
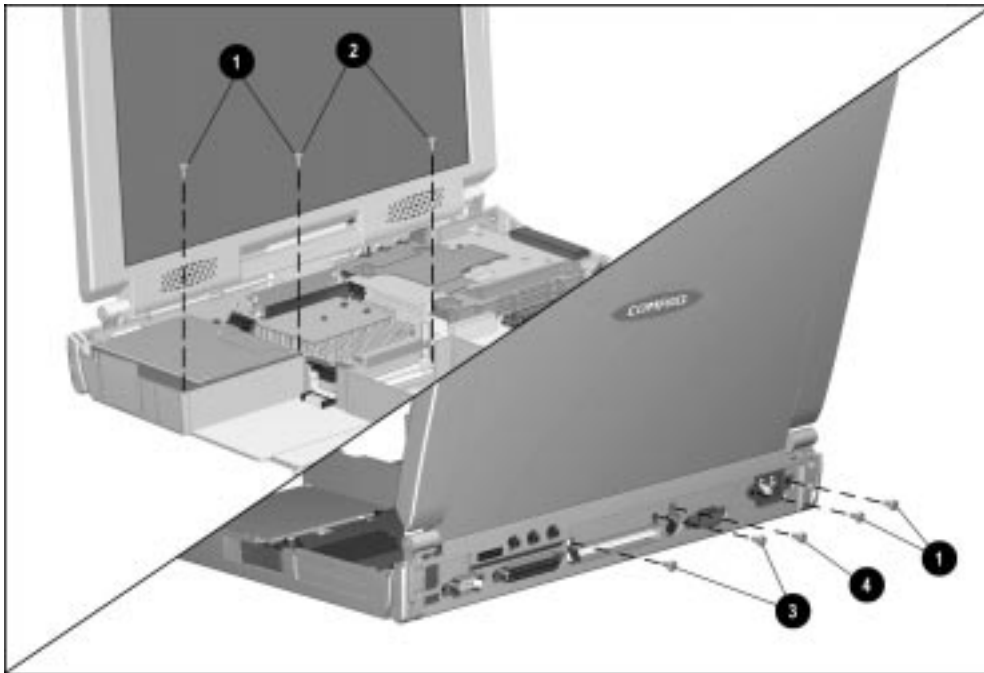


Table C-5



Part Number	Description	Head	Torque	Color	Qty	Section(s) Used
144865-012	Screw, M2.5 x 6.5	T8/Slot	4.0 Lb.-in.	Black	4	5.12 (power supply to base assembly and I/O bracket ❶)
					2	5.18 (processor module assembly to base assembly ❷)
					2	5.19 (auxiliary battery bracket to base assembly ❸)
					1	5.22 (system board to I/O bracket over keyboard connector ❹)



.....

Table C-6

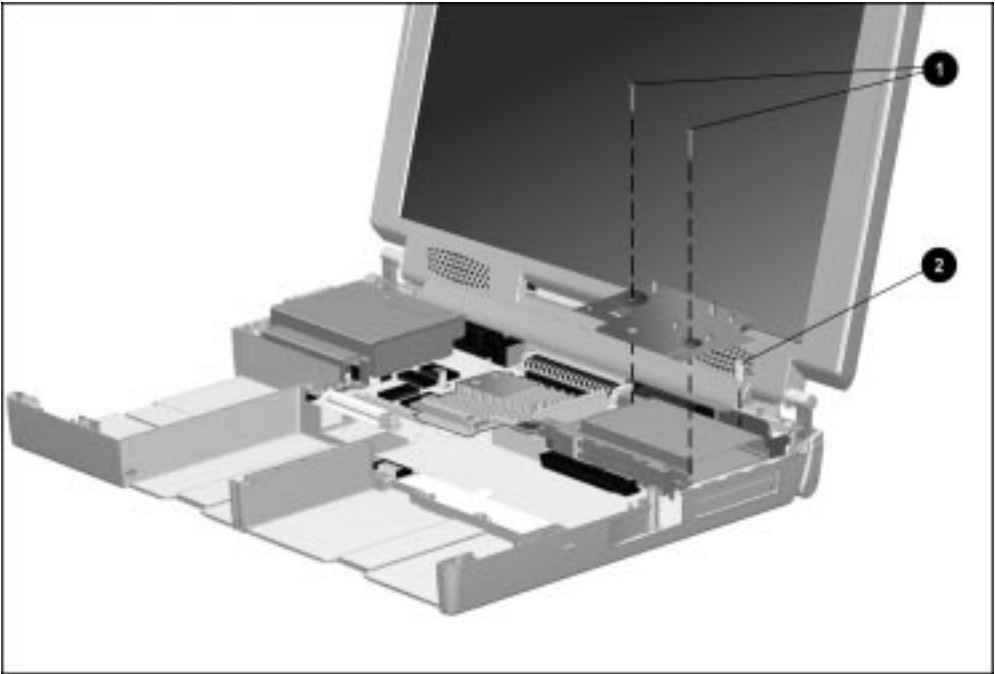


Part Number	Description	Head	Torque	Color	Qty	Section(s) Used
144865-019	Screw, M2.5 x 20.5	T8/Slot	4.0 Lb.-in.	Black	2	5.16 (audio assembly bracket to base assembly ❶)

Table C-7



Part Number	Description	Head	Torque	Color	Qty	Section(s) Used
314884-002	Standoff, 3/16 x 16.3	3/16" Hex	4.0 Lb.-in.	Silver	1	5.16 (audio assembly bracket to base assembly ❷)



.....

Table C-8



Part Number	Description	Head	Torque	Color	Qty	Section(s) Used
144865-020	Screw, M2.5 x 3.5	T8/Slot	4.0 Lb.-in.	Black	2	5.18 (ground clips to processor module assembly)

continued

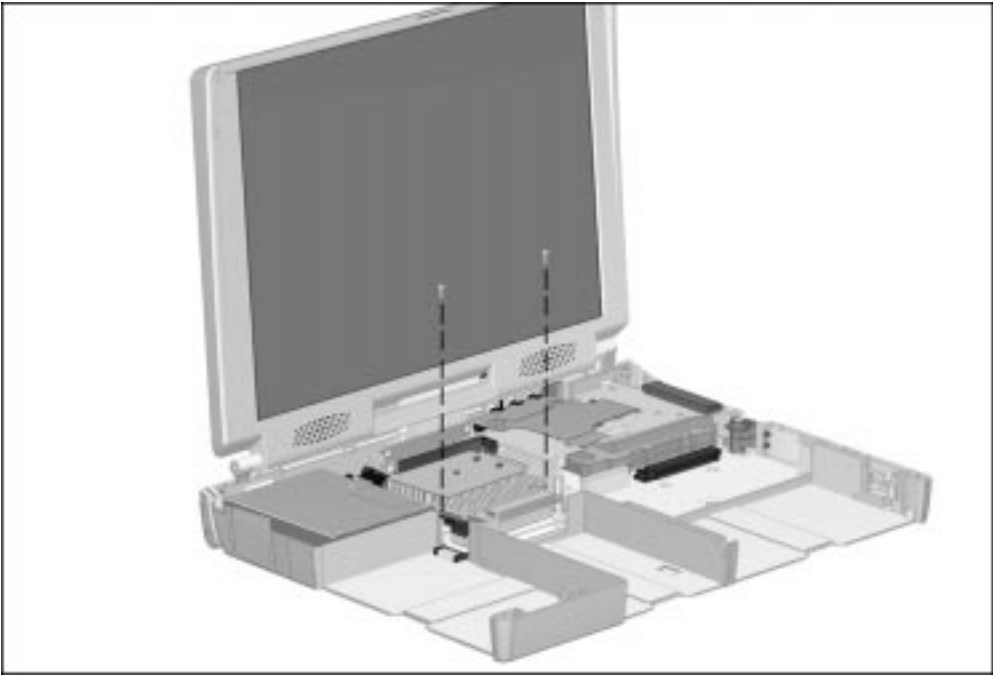


Table C-8 *continued*



Part Number	Description	Head	Torque	Color	Qty	Section(s) Used
144865-020	Screw, M2.5 x 3.5	T8/Slot	4.0 Lb.-in.	Black	2	5.19 (display panel to display enclosure, 14.1-inch model only)

continued

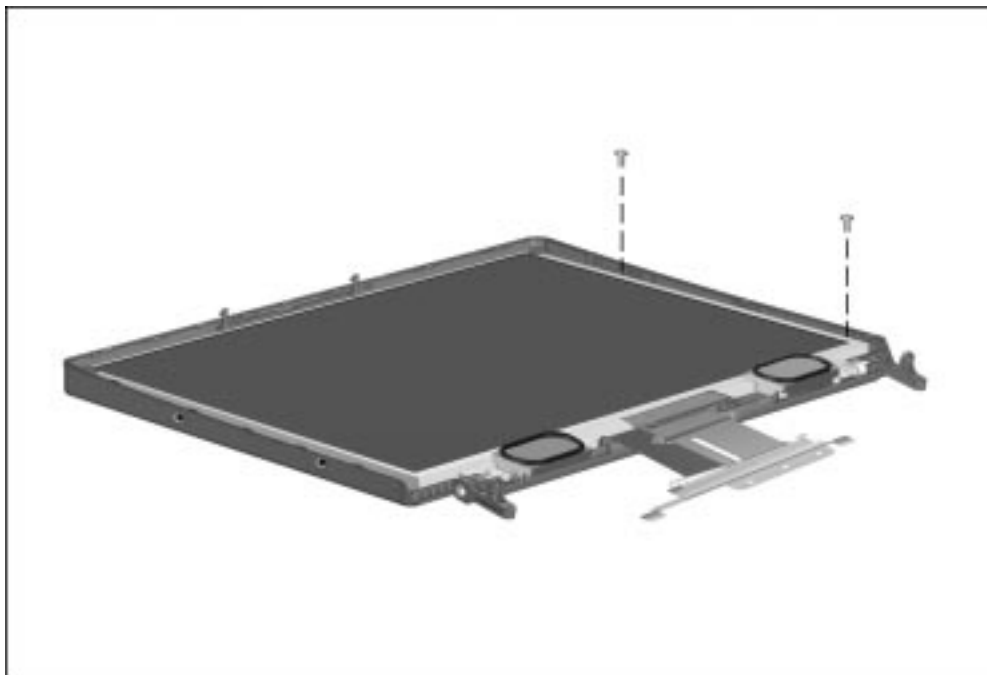


Table C-8 continued



Part Number	Description	Head	Torque	Color	Qty	Section(s) Used
144865-020	Screw, M2.5 x 3.5	T8/Slot	4.0 Lb.-in.	Black	1	5.19 (inverter board to display enclosure)

continued


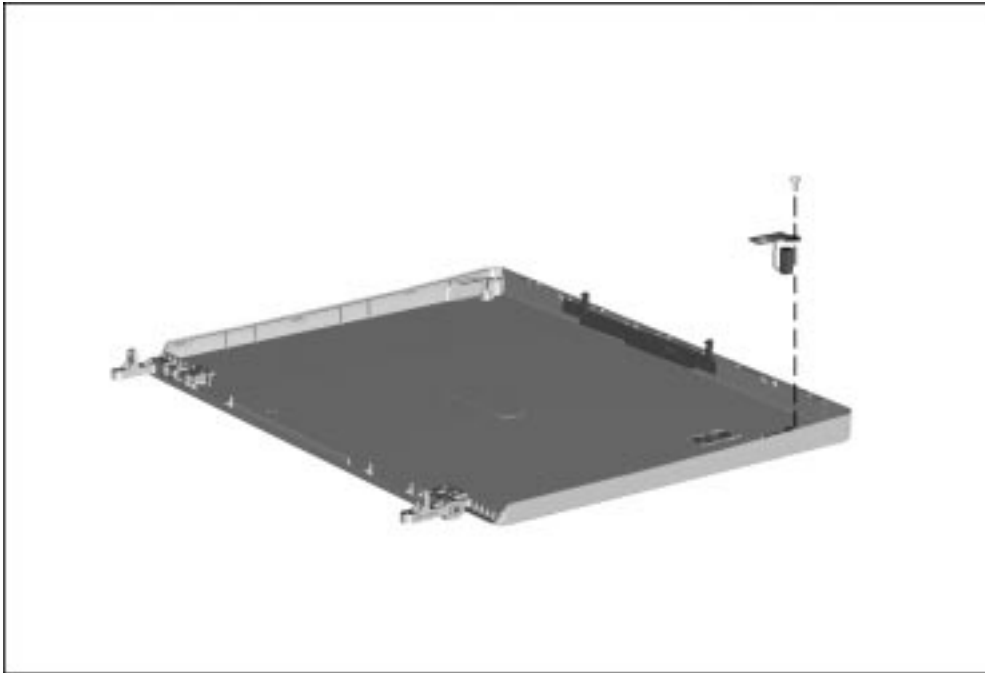


Table C-8 *continued*



Part Number	Description	Head	Torque	Color	Qty	Section(s) Used
144865-020	Screw, M2.5 x 3.5	T8/Slot	4.0 Lb.-in.	Black	1	5.19 (microphone board to display enclosure)

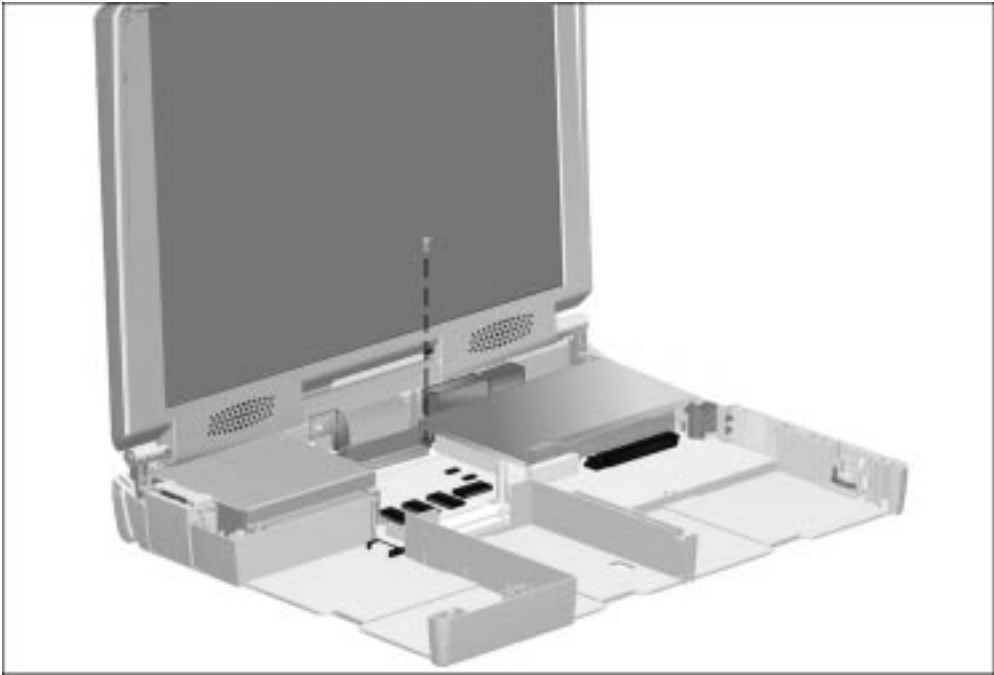


.....

Table C-9



Part Number	Description	Head	Torque	Color	Qty	Section(s) Used
144864-018	Screw, M2.5 x 12.0	T8/Slot	4.0 Lb.-in.	Green	1	5.19 (display video cable connector to system board)



.....

Table C-10



Part Number	Description	Head	Torque	Color	Qty	Section(s) Used
272240-003	Screw, M2.5 x 10.0	T8/Slot	4.0 Lb.-in.	Black	4	5.19 (display clutches to base assembly)



.....

Table C-11



Part Number	Description	Head	Torque	Color	Qty	Section(s) Used
144864-017	Screw, M2.5 x 7.7	T8/Slot	4.0 Lb.-in.	Blue	3	5.19 (display bezel to display enclosure; 14.1-inch model)

continued

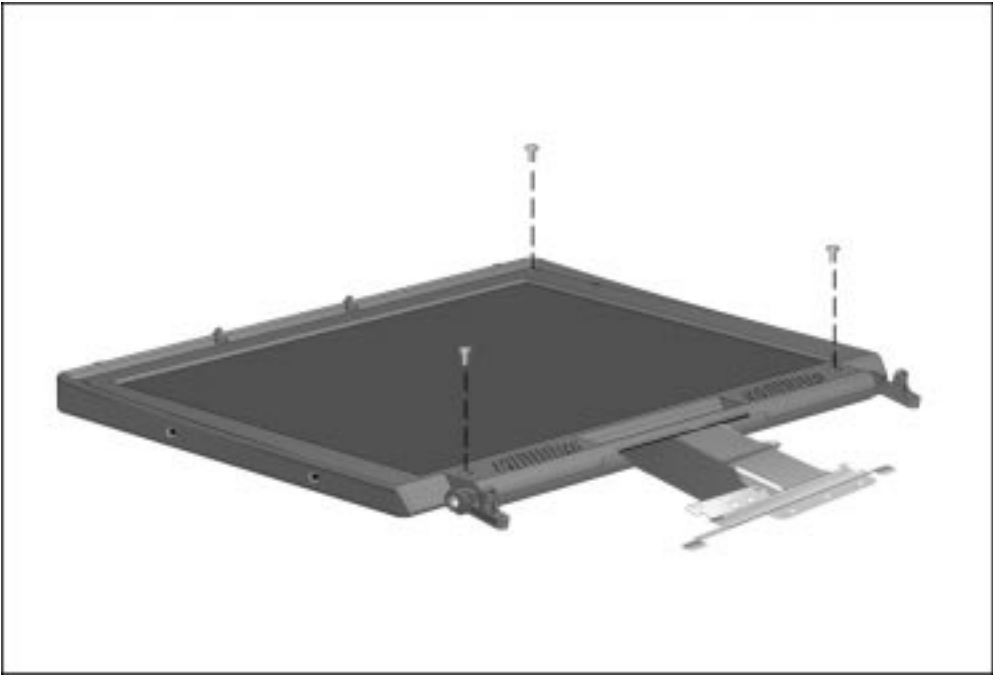
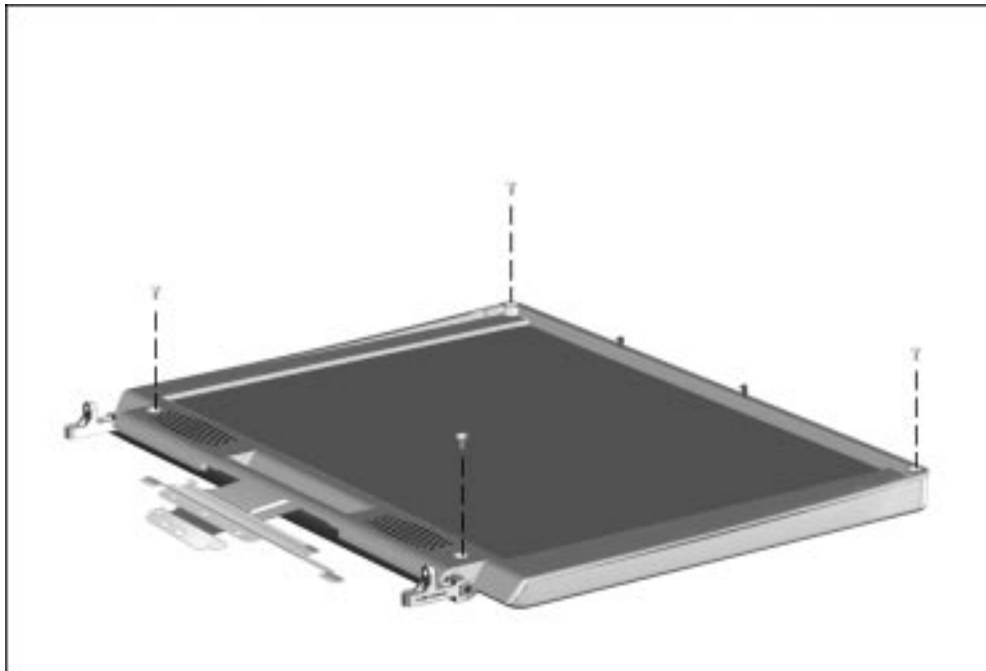


Table C-11 *continued*



Part Number	Description	Head	Torque	Color	Qty	Section(s) Used
144864-017	Screw, M2.5 x 7.7	T8/Slot	4.0 Lb.-in.	Blue	4	5.19 (display bezel to display enclosure; 13.3-inch model)

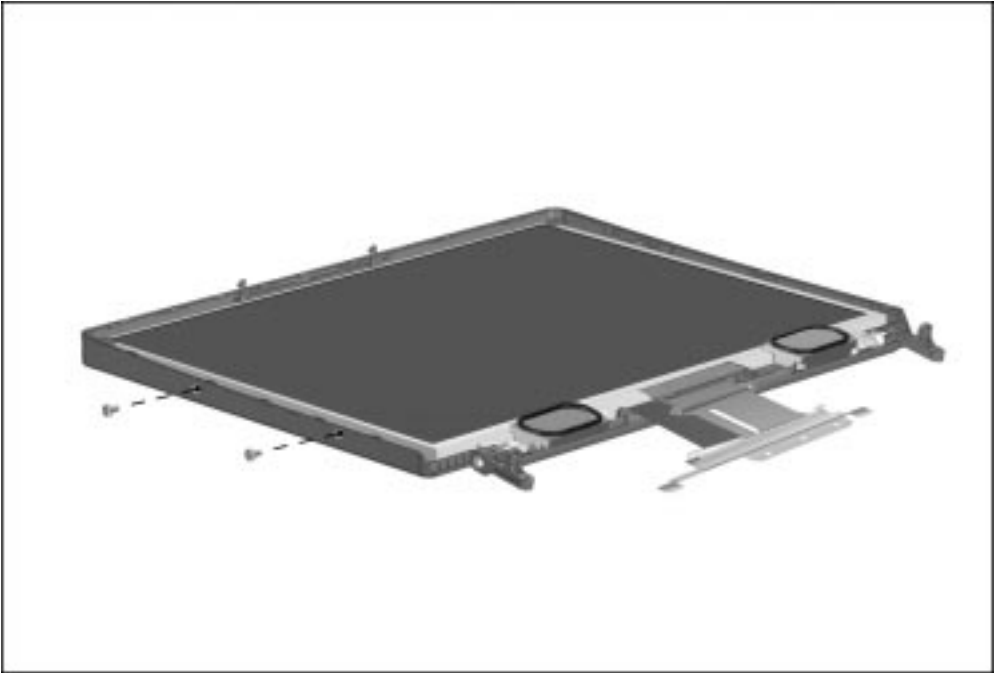


.....

Table C-12

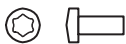


Part Number	Description	Head	Torque	Col or	Qty	Section(s) Used
144863-009	Screw, M2.0 x 0.40	T8/Slot	2.0 Lb.-in.		2	5.19 (display panel to display enclosure; 14.1-inch model only)



.....

Table C-13



Part Number	Description	Head	Torque	Color	Qty	Section(s) Used
315766-001	Screw, M2.5 x .50	T8/Slot Socket Head	4.0 Lb.-in.	Black	4	5.19 (display panel to display enclosure, 13.3-inch model only)

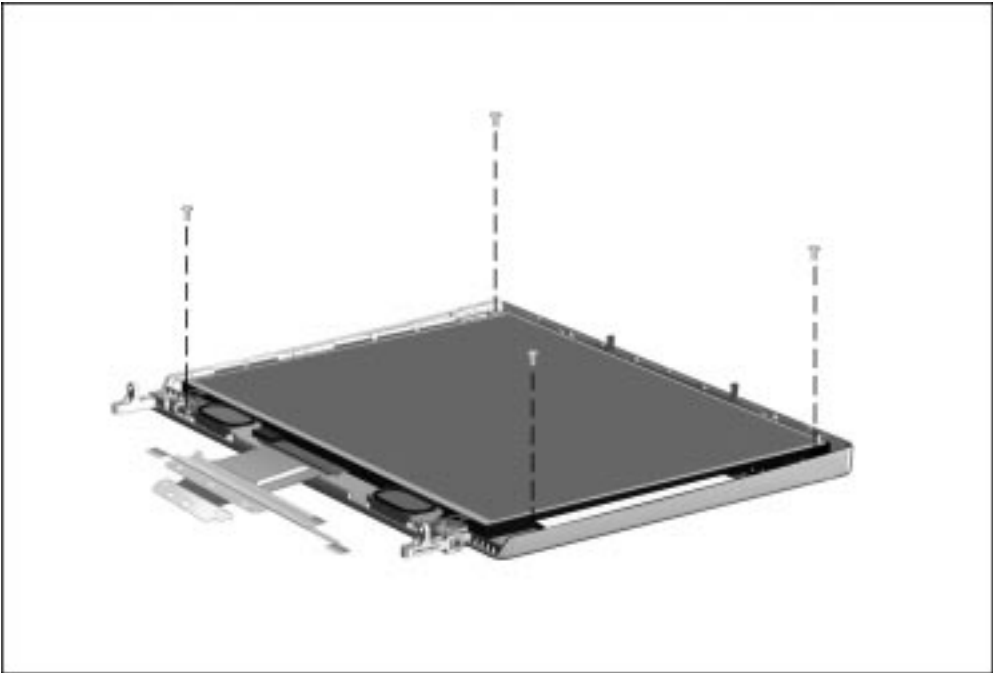


Table C-14

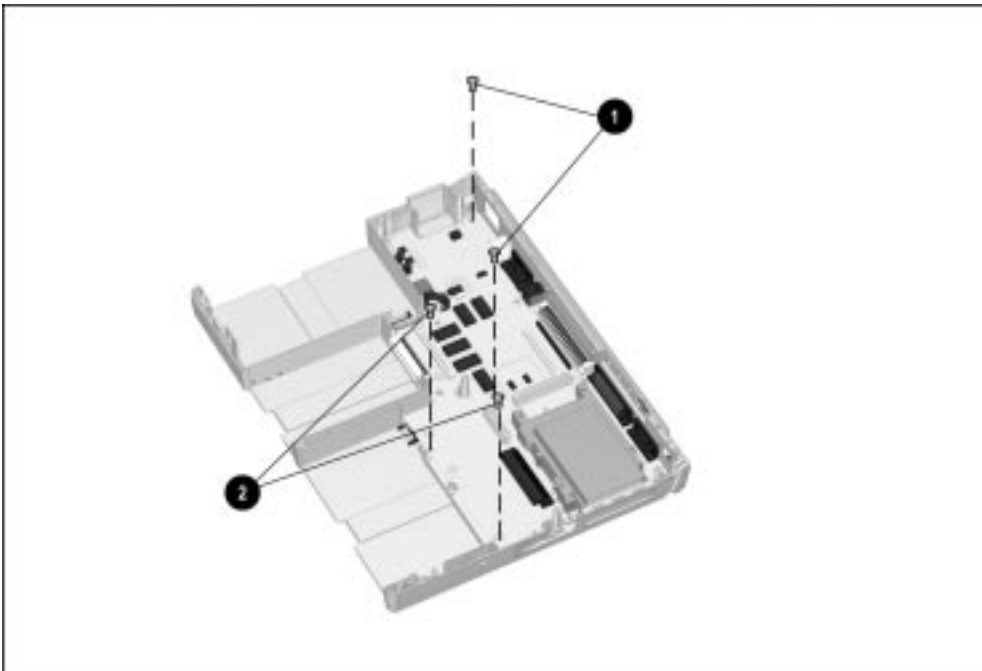


Part Number	Description	Head	Torque	Color	Qty	Section(s) Used
144864-002	Screw, M2.5 × 5.0	T8/Slot	4.0 Lb.-in.	Silver	2	5.21 (System board to base assembly ❶)

Table C-15



Part Number	Description	Head	Torque	Color	Qty	Section(s) Used
220747-001	Screw, flathead, custom	T8	4.0 Lb.-in.	Red	2	5.21 (System board to base assembly at MultiBay ❷)



.....

Table C-16

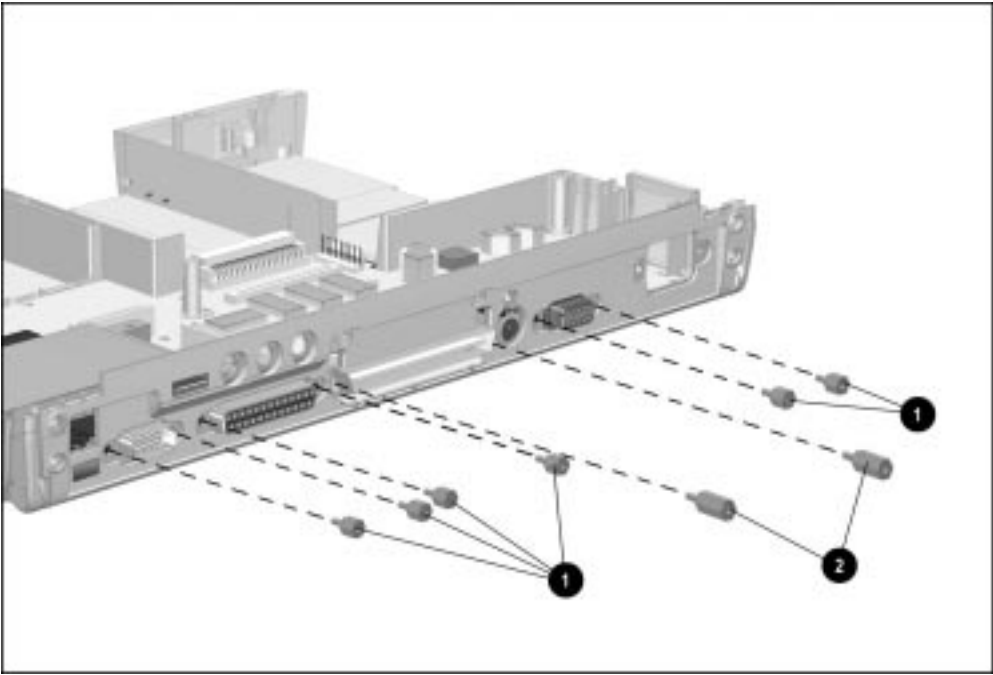


Part Number	Description	Head	Torque	Color	Qty	Section(s) Used
106902-005	Screwlock, 4-40 x .312	3/16"	6.0 Lb.-in.	Silver	6	5.21 (serial, parallel, and external monitor connectors to I/O bracket ❶)

Table C-17

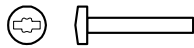


Part Number	Description	Head	Torque	Color	Qty	Section(s) Used
220508-001	Bushing guide	7mm	6.0 Lb.-in.	Silver	2	5.21 (expansion connector to I/O bracket ❷)



.....

Table C-18



Part Number	Description	Head	Torque	Col or	Qty	Section(s) Used
144863-003	Screw, M2.0 × 0.40, flat top	T8/Slot	4.0 Lb.-in.	Silver	2	5.22 (PC Card assembly to system board)

